


R-UHP 500-48 SWITCHING POWER SUPPLY

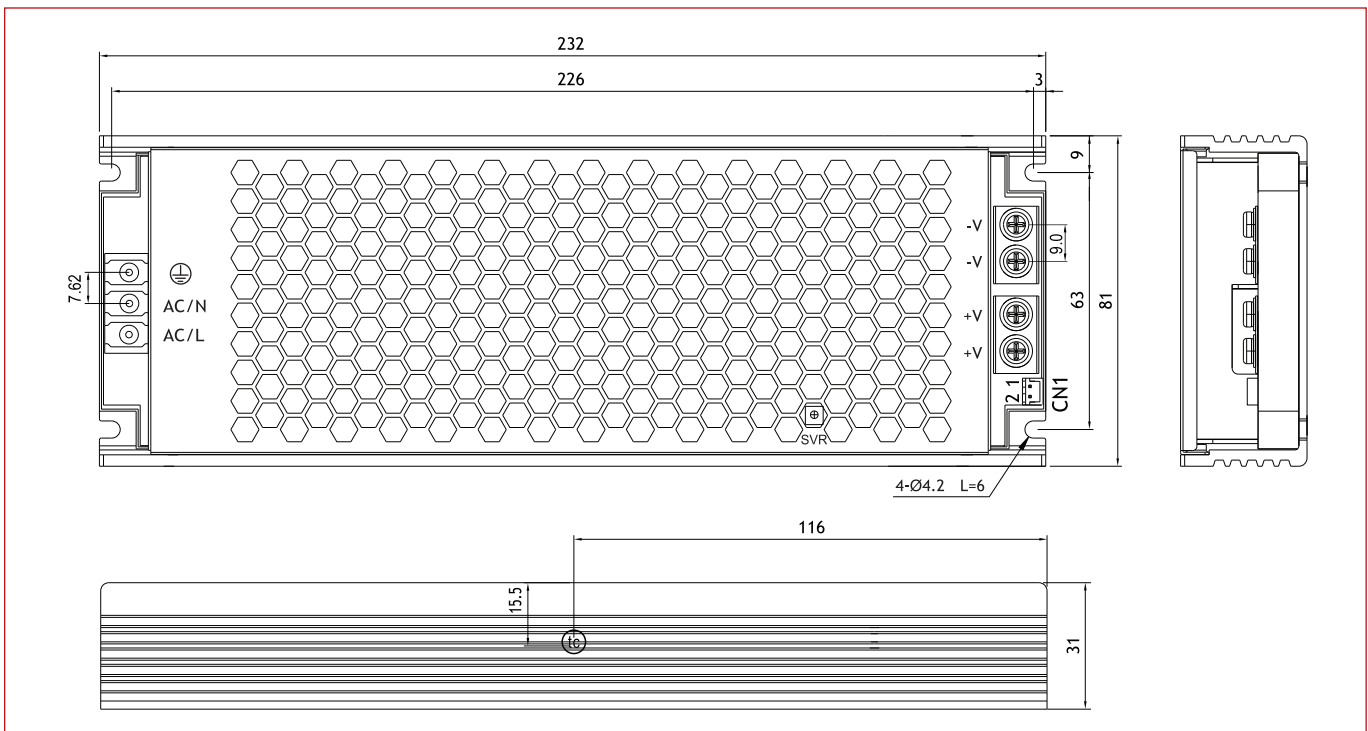
NEW!

Main Features


- 10.45A output - 48V DC
- AC input voltage range: 90~264 VAC
- -30~+70 °C ambient temperature
- Protections: Short Circuit, Overload, Over Voltage, Over Temperature
- V_{DC_OK} signal active
- Led indicator for power on
- Warranty: 24 months



Dimensions (Units:mm)



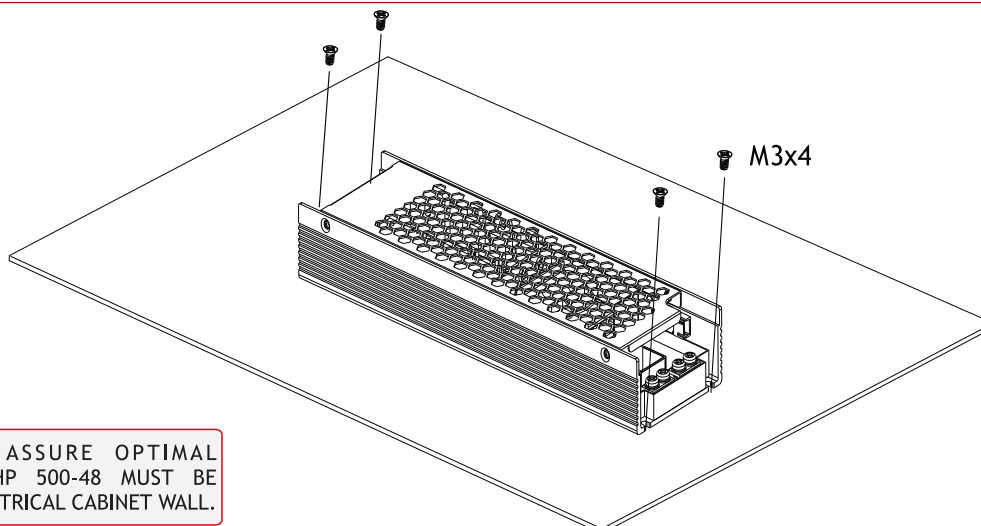
MORE INFO



Specifications

MODEL		R-UHP 500-48	
OUTPUT	DC VOLTAGE	48V	
	RATED CURRENT	10.45A	
	RATED POWER (convection)	501.6W	
	VOLTAGE ADJ. RANGE	45.6-50.4V	
	VOLTAGE TOLERANCE Note.3	±1.0%	
	LINE REGULATION	±0.3%	
	LOAD REGULATION	±0.5%	
INPUT	VOLTAGE RANGE Note.3	90 ~ 264VAC	127 ~ 370VDC
	FREQUENCY RANGE	47 ~ 63Hz	
	EFFICIENCY	95%	
	AC CURRENT (Typ.)	4.85A/115VAC	2.6A/230VAC
PROTECTION	OVERLOAD	110-140% rated output power Protection type : Hiccup mode, recovers automatically after fault condition is removed	
	OVER VOLTAGE	52.8 ~ 62.4V Protection type : Shut down O/P voltage, re-power on to recover	
	OVER TEMPERATURE	Protection type : Shut down O/P voltage, recovers automatically after temperature goes down	
FUNCTION	VDC_OK SIGNAL(Optional)	Contact rating(max.):30Vdc/1A resistive load	
ENVIRONMENT	WORKING TEMP.	-20 ~ +70° C (Refer to "Derating Curve")	
	WORKING HUMIDITY	20 ~ 90% RH non-condensing	
	VIBRATION	10 ~ 500Hz, 5G 10min./1cycle, 60min. each along X, Y, Z axes	
SAFETY & EMC (Note.5)	SAFETY STANDARDS	UL60950-1,TUV EN60950-1,EN60335-1,CCC GB4943, EAC TP TC 004 approved, Design refer to EN61558-1,-2-16	
	WITHSTAND VOLTAGE	I/P-O/P:3.75KVAC I/P-FG:2KVAC O/P-FG:1.25KVAC	
	ISOLATION RESISTANCE	I/P-O/P, I/P-FG, O/P-FG:100M Ohms/500VDC/25° C/70%RH	
	EMC EMISSION	Compliance to EN55032,GB9254,Class B, EN55014,EN61000-3-2,-3,EAC TP TC 020	
	EMC IMMUNITY	Compliance to EN61000-4-2,3,4,5,6,8,11;EN61000-6-2 (EN50082-2), heavy industry level ,criterial A, EAC TP TC 020	
OTHERS	MTBF	168K hrs min. MIL-HDBK-217F (25° C)	
NOTE	<ol style="list-style-type: none"> 1. All parameters NOT specially mentioned are measured at 230 VAC input, rated load and 25° C ambient temperature. 2. Tolerance: includes set up tolerance, line regulation and load regulation. 3. Please check the derating curve for more details. 4.The ambient temperature derating of 5° C /1000m is needed for operating altitude greater than 2000m (6500ft). 5. The power supply is considered a component which will be installed into a final equipment. The final equipment must be re-confirmed that is still meets EMC directives. 		

Mounting



IN ORDER TO ASSURE OPTIMAL DISSIPATION, R-UHP 500-48 MUST BE INSTALLED ON ELECTRICAL CABINET WALL.