




aerospace  
climate control  
**electromechanical**  
filtration  
fluid & gas handling  
hydraulics  
pneumatics  
process control  
sealing & shielding



## DC590+ Integrator Series 2

DC Drives 3 HP - 2000 HP (15A - 2400A)



ENGINEERING YOUR SUCCESS.

# DC590+ DC Drive Integrator Series 2

Digital DC Drives - 3 to 2000 HP (15A – 2400A)

## Product Overview

The DC590+ Integrator Series 2 sees the next step in the development of DC drive technology, derived from over 30 years experience in designing DC drives. With its innovative 32-bit control architecture, the DC590+ has the flexibility and functionality to more than meet the requirements

of all applications, from basic motor installations through to the most demanding multi-motor systems.

The DC590+ is also available as a “ready to install” drive package called the DRV. This is a single integrated module that includes all the associated power components


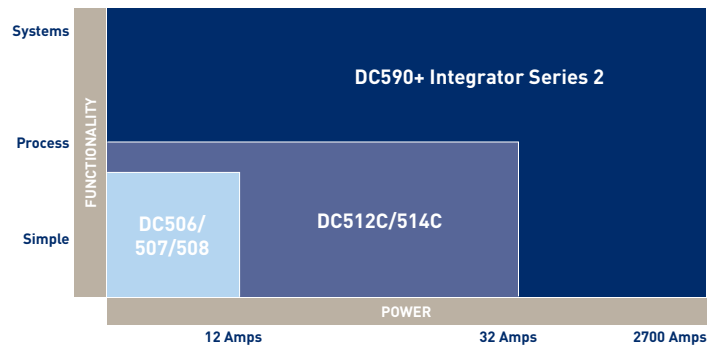
within the package. This innovative approach radically reduces design time, panel space, wiring time and cost. The DRV concept is unique and comes from the experience gained from thousands of successful applications across a diverse range of industries.

**The DC590+ is easily integrated into new or existing systems, offering improved levels of performance and productivity.**

**As part of the full DC drives product range, the DC590+ further confirms Parker SSD Drives’ position as the market leader in DC drive technology.**



Product Overview Chart



## Advanced Control Architecture

Benefitting from the improved performance of a 32-bit RISC processor, the DC590+ Integrator Series 2 delivers enhanced functionality and increased flexibility, making it suitable for use in a wider range of more complex applications.

- Faster drive response
- Greater control capabilities
- Increased math and logic function blocks
- Enhanced diagnostic and programming functionality
- Common programming tools with other SSD Drives models

# Specification

## Ratings Power Configuration

DC590+ Four Quadrant Regenerative;  
 2 Fully Controlled Three Phase Thyristor Bridges  
 DC591+ Two Quadrant Non-Regenerative;  
 1 Fully Controlled Three Phase Thyristor Bridge

Thyristor Controlled Variable Field Supply

## Field Current (Amps DC)

4A Frame 1  
 10A Frame 2 and 3  
 30A Frame 4  
 60A Frame 6 and H

## Field Voltage (VDC)

AC Input x 0.9 maximum

## Armature Current Ratings (Amps DC)

See table below for ratings.  
 Overload 200% for 10 secs, 150% for 30 secs  
 Higher ratings with reduced overloads available  
 Please refer to manual

## Armature Voltage (VDC)

AC Input x 1.2 maximum

## AC Supply Voltage (VAC)

110 - 220V (±10%) All Sizes  
 220 - 500V (±10%) All Sizes  
 500 - 600V (±10%) Frame 4, 6, and H  
 600 - 690V (±10%) Frame 6 and H  
 50/60Hz Three Phase

## Environment

Ambient Operating Temperature  
 0°-45°C (32°-113°F) Frame 1 and 2  
 0°-40°C (32°-104°F) Frame 3, 4, 6 and H  
 Derate 1% per °C above ambient to 55°C (131°F) max

## Operating Altitude

Up to 1640 ft (500m) above sea level  
 Derate 1% per 656 ft (200m) above 1640 ft (500m) to maximum  
 of 16,400 ft (5000m)

## Protection

High Energy MOV's  
 Heatsink Overtemperature  
 Instantaneous Overcurrent  
 Thyristor Trigger Failure  
 Inverse Time Overcurrent  
 Interline Snubber Network  
 Field Failure  
 Zero Speed Detection  
 Speed Feedback Failure  
 Standstill Logic  
 Motor Overtemperature

## Inputs/Outputs

Analog Inputs (5 Total - 12 bit plus sign)  
 1 - Speed Demand Setpoint (-10/0/+10V)  
 4 - Configurable

## Analog Outputs (3 Total - 11 bit plus sign)

1 - Armature Current Output (-10/0/+10V or 0 - 10V)  
 2 - Configurable

## Digital Inputs (9 Total - 24VDC max)

1 - Program Stop  
 1 - Coast Stop  
 1 - External Trip  
 1 - Start/Run  
 5 - Configurable

## Thermistor Input

1 - Isolated

## Digital Outputs (3 Total - 24V(max 30V) 100mA)

Short circuit protected  
 3 - Configurable

## Reference Supplies

1 - +10VDC  
 1 - -10VDC  
 1 - +24VDC

## Optional Equipment

6911 Operator/Programming Controller  
 Feedback Boards  
 • Tach generator  
 • Encoder  
 • Optical Fiber Microtach Encoder

## Communication Technology Box

• LINK  
 • Profibus DP  
 • Devicenet  
 • Controlnet  
 • Ethernet  
 • Canopen  
 • Modbus +  
 • El Bisynch/Modbus/RS422/RS485

## Standards

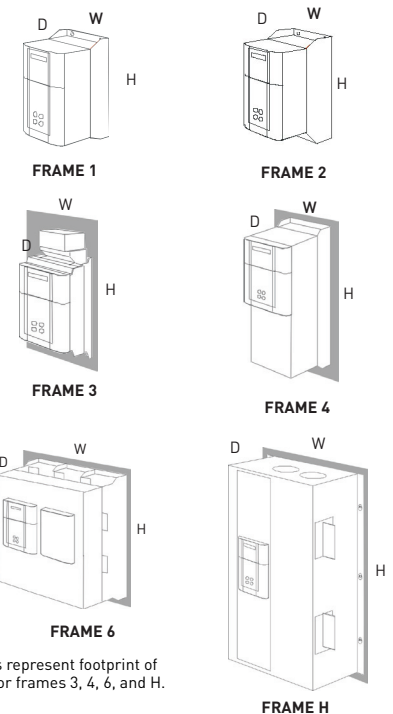
• The DC590+ series meets the following standards when installed in accordance with the relevant product manual:  
 • CE Marked to EN50178 (Safety, Low Voltage Directive)  
 • CE Marked to EN61800-3 (EMC Directive)  
 • UL listed to safety standard UL508C through 500 HP  
 • cUL listed to Canadian standard C22.2 #14 through 500 HP

Valid at time of print

## Dimensions - For estimation only

Product Code	Regenerative	HP Rating (230/460)	Amps (Max)	Frame	Dimensions (in/mm)		
Non-Regenerative					H	W	D
955+8N0007	955+8R0007	3/7.5	15	1	14.8/375	7.9/200	8.7/220
955+8N0020	955+8R0020	10/20	35	1	14.8/375	7.9/200	8.7/220
955+8N0030	955+8R0030	15/30	55	2	21.5/546	7.9/200	11.5/292
955+8N0040	955+8R0040	20/40	70	2	21.5/546	7.9/200	11.5/292
955+8N0050	955+8R0050	25/50	90	2	21.5/546	7.9/200	11.5/292
955+8N0060	955+8R0060	30/60	110	2	21.5/546	7.9/200	11.5/292
955+8N0075	955+8R0075	40/75	125	2	21.5/546	7.9/200	11.5/292
955+8N0100	955+8R0100	50/100	165	2	21.5/546	7.9/200	11.5/292
955+8N0125-A3	955+8R0125	60/125	206	3	28.9/735	17.0/432	8.4/213
955+8N0125	955+8R0125	60/125	206	3	27.0/686	17.0/432	8.4/213
955+8N0150-A3	955+8R0150	75/150	246	3	28.9/735	17.0/432	8.4/213
955+8N0150	955+8R0150	75/150	246	3	27.0/686	17.0/432	8.4/213
955+8N0200-A4	955+8R0200	100/200	360	4	54.0/1372	18.0/457	14.9/378
955+8N0200-D4	955+8R0200	100/200	360	4	39.0/991	21.0/533	15.1/384
955+8N0250-A4	955+8R0250	125/250	425	4	54.0/1372	18.0/457	14.9/378
955+8N0250-D4	955+8R0250	125/250	425	4	39.0/991	21.0/533	15.1/384
955+8N0300-A4	955+8R0300	150/300	490	4	54.0/1372	18.0/457	14.9/378
955+8N0300-D4	955+8R0300	150/300	490	4	39.0/991	21.0/533	15.1/384
955+8N0400-A4	955+8R0400	200/400	700	4	54.0/1372	18.0/457	14.9/378
955+8N0400-D4	955+8R0400	200/400	700	4	39.0/991	21.0/533	15.1/384
955+8N0500-A4	955+8R0500	250/500	815	4	54.0/1372	18.0/457	14.9/378
955+8N0500-D4	955+8R0500	250/500	815	4	39.0/991	21.0/533	15.1/384
955+8N0700-D6	955+8R0700-D6	700	1200	6	38.0/966	56.0/1422	17.5/444
955+8N1000-D6	955+8R1000-D6	1000	1600	6	38.0/966	56.0/1422	17.5/444
955+8N1200-D6	955+8R1200-D6	1200	1950	6	38.0/966	56.0/1422	17.5/444
955+8N1000	955+8R1000	1000	1600	H	68.0/1727	60.0/1524	17.2/436
955+8N1250	955+8R1250	1250	2000	H	68.0/1727	60.0/1524	17.2/436
955+8N1500	955+8R1500	1500	2400	H	68.0/1727	60.0/1524	17.2/436
591+0243/500	590+0243/500	75/150	243	3	19.1/485	11.8/300	9.2/234
591+0380/500	590+0380/500	100/200	380	4	27.6/700	10.0/253	14.1/358
591+0500/500	590+0500/500	150/300	500	4	27.6/700	10.0/253	14.1/358
591+0725/500	590+0725/500	200/400	725	4	27.6/700	10.0/253	14.1/358
591+0830/500	590+0830/500	250/500	830	4	27.6/700	10.0/253	14.1/358
591+1250/500	590+1250/500	750	1250	6	28.1/715	27.0/686	17.3/440
591+1600/500	590+1600/500	1000	1600	6	28.1/715	27.0/686	17.3/440
591+1950/500	590+1950/500	1200	1950	6	28.1/715	27.0/686	17.3/440
591+2000/500	590+2000/500	1250	2000	H	37.6/956 - 55.4/1406*	33.5/850	16.4/417
591+2400/500	590+2400/500	1500	2400	H	37.6/956 - 55.4/1406*	33.5/850	16.4/417

Black product code indicates DRV package. Blue product code indicates chassis (controller only) \* First dimension is for non-regen, second is for regen



Gray panels represent footprint of DRV units for frames 3, 4, 6, and H.

Frame 1-4 have integral cooling fan assemblies where required. Optional ducting kit for cubicle roof external ventilation available for frame 4. Frame Size H has fan cooling assembly that can be cubicle roof mounted or drive mounted. Add 5.9" (150mm) to overall height for drive mounted option.

Note: Dimension table includes only the 230/460 volt ratings. Drives for a wide range of input voltages are available. For product codes, current ratings, and dimensional data on 110-220 volt, 575 volt, and 690 volt units, please consult factory. Drives of higher power ratings can also be provided upon request.



## Next Generation Technology

Building upon the highly successful DC590+ drive used in thousands of applications world-wide, the DC590+ Integrator Series 2 drive takes DC motor control to the next level. With its state-of-the-art advanced 32-bit control architecture, the DC590+ drive delivers highly functional and flexible control suited to a whole host of industrial applications.

Providing control for some of the most demanding motor control applications, Parker's DC experience and technologies are some of the most advanced in the industrial marketplace. With drives from 1 Amp through to 2700 Amps, Parker can provide the optimum solution to suit any application.

## Typical Applications

- **Converting machinery**
- **Plastics and rubber processing machinery**
- **Wire and cable**
- **Material handling**
- **Automotive**

## Function Block Programming

Function Block Programming is a tremendously flexible control structure that allows an almost infinite combination of user functions to be realized with ease. Each control function (an input, output, process PID for example) is represented as a software block that can be freely interconnected to all other blocks to provide any desired action.

The drive is shipped with the function blocks pre-configured as a standard DC drive so you can operate it straight from the box without further adjustments. Alternatively you can create your own control strategy with DSE Lite software, often eliminating the need for an external PLC and its associated complexity and cost.

## Feedback Options

The DC590+ has a range of options which are compatible with the most common feedback devices enabling simple motor control through to the most sophisticated multi-motor system. Armature voltage feedback is standard without the need for any interface option.

- **Analog tach generator - AC or DC**
- **Encoder - 5, 12, 15, or 24V**
- **Optical fiber microtach encoder**

## Interface Options

Designed with connectivity in mind, the DC590+ has a number of communications and I/O options that allow the drive to take control of the application, or be integrated into a larger system. When combined with function programming, custom functions and control can be easily created offering the user a highly flexible and versatile platform for DC motor control.

## Programming/Operator Controls

Featuring an intuitive menu structure, the ergonomically designed operator panel allows quick and easy access to all parameters and functions of the drive via a bright, easy to read backlit display and tactile keypad. Additionally, it provides local control of start/stop, speed demand and rotation direction to greatly assist with machine commissioning.

- **Multi-Language alpha-numeric display**
- **Customized parameter values and legends**
- **On drive or remote mounting**
- **Local control of start/stop, speed and direction**
- **Quick set-up menu**

## Connectivity

Whatever the complexity of your control scheme, the DC590+ has the interface to suit. As standard there's enough analog and digital I/O for the most complex applications. Alternatively, add the relevant 'technology box' for immediate access to serial communications and Fieldbus networks. The DC590+ has been designed to fit seamlessly, and without compromise, into any control environment.

## Analog/Digital Control

- **5 Analog Inputs (12 bit + sign)**
- **3 Analog Outputs**
- **9 Digital Inputs (5 configurable)**
- **3 Digital Outputs**

## Serial Communications and Fieldbus Options

- **Profibus-DP**
- **Canopen**
- **Modbus RTU**
- **RS422/RS485**
- **Controlnet**
- **Ei Bisynch**
- **LINK**
- **Devicenet**
- **Modbus+**
- **Ethernet**

**All DC590+ units are available as non-regenerative or full 4-Quadrant line regenerative models**



Standard 6901 MMI/Programming Keypad is easy to use, and may be remote mounted. It is compatible with other SSD Drives models

## DRV - Packaged DC Drive Technology

The DC590+ is available in either module, or alternatively 'DRV' format.

The DRV version is a self-contained packaged drive that includes all the peripheral power components associated with a DC drive system, integrally fitted within the footprint area of the drive.

### DRV version includes:

- AC line or DC armature contactor
- AC line fuses
- DC fuse (regenerative version)
- Control/field fuses
- Provision for optional motor blower starter
- Provision for optional auxiliary control transformer

### Saving You:

- Design time
- Panel space
- Component mounting and wiring
- Component sourcing
- Complexity
- Time and cost



Traditional DC Drive Section

DC590+ DRV equivalent, illustrating panel space saving and simplification of panel wiring

## DC590+ Designed for Systems


The DC590+ Integrator Series is the ultimate system drive, designed to meet the exacting demands of the most complex and sophisticated multi-drive applications across a diverse range of industries. All the following functions are available as standard without the need for any additional hardware.

- Function Block Programming
- Software Configurable I/O
- High Resolution (12 bit) Analog Inputs
- Winder Control
  - Open loop with inertia compensation
  - Closed loop speed or current
  - Load cell/dancer process PID
- Math Functions
- Logic Functions
- Controlled Field Supply
- 'S' Ramp and Digital Ramp

## DC590+ Designed For A World Market

The DC590+ is available with full application and service support in over fifty countries worldwide. So wherever you are, you can be confident of full backup and support.

- Support in over 50 countries
- Multi-language menus
- Input voltage ranges from 220-690V (Special voltages available)
- CE marked
- UL and cUL listed through 500 HP
- 50/60Hz



DC590+ DRV version

# Parker Worldwide

**AE – UAE, Dubai**

Tel: +971 4 8127100

parker.me@parker.com

**AR – Argentina, Buenos Aires**

Tel: +54 3327 44 4129

**AT – Austria, Wiener Neustadt**

Tel: +43 (0)2622 23501-0

parker.austria@parker.com

**AT – Eastern Europe, Wiener Neustadt**

Tel: +43 (0)2622 23501 900

parker.easteurope@parker.com

**AU – Australia, Castle Hill**

Tel: +61 (0)2-9634 7777

**AZ – Azerbaijan, Baku**

Tel: +994 50 2233 458

parker.azerbaijan@parker.com

**BE/LU – Belgium, Nivelles**

Tel: +32 (0)67 280 900

parker.belgium@parker.com

**BR – Brazil, Cachoeirinha RS**

Tel: +55 51 3470 9144

**BY – Belarus, Minsk**

Tel: +375 17 209 9399

parker.belarus@parker.com

**CA – Canada, Milton, Ontario**

Tel: +1 905 693 3000

**CH – Switzerland, Etoy**

Tel: +41 (0)21 821 87 00

parker.switzerland@parker.com

**CL – Chile, Santiago**

Tel: +56 2 623 1216

**CN – China, Shanghai**

Tel: +86 21 2899 5000

**CZ – Czech Republic, Klecany**

Tel: +420 284 083 111

parker.czechrepublic@parker.com

**DE – Germany, Kaarst**

Tel: +49 (0)2131 4016 0

parker.germany@parker.com

**DK – Denmark, Ballerup**

Tel: +45 43 56 04 00

parker.denmark@parker.com

**ES – Spain, Madrid**

Tel: +34 902 330 001

parker.spain@parker.com

**FI – Finland, Vantaa**

Tel: +358 (0)20 753 2500

parker.finland@parker.com

**FR – France, Contamine s/Arve**

Tel: +33 (0)4 50 25 80 25

parker.france@parker.com

**GR – Greece, Athens**

Tel: +30 210 933 6450

parker.greece@parker.com

**HK – Hong Kong**

Tel: +852 2428 8008

**HU – Hungary, Budapest**

Tel: +36 1 220 4155

parker.hungary@parker.com

**IE – Ireland, Dublin**

Tel: +353 (0)1 466 6370

parker.ireland@parker.com

**IN – India, Mumbai**

Tel: +91 22 6513 7081-85

**IT – Italy, Corsico (MI)**

Tel: +39 02 45 19 21

parker.italy@parker.com

**JP – Japan, Tokyo**

Tel: +81 (0)3 6408 3901

**KR – South Korea, Seoul**

Tel: +82 2 559 0400

**KZ – Kazakhstan, Almaty**

Tel: +7 7272 505 800

parker.easteurope@parker.com

**LV – Latvia, Riga**

Tel: +371 6 745 2601

parker.latvia@parker.com

**MX – Mexico, Apodaca**

Tel: +52 81 8156 6000

**MY – Malaysia, Shah Alam**

Tel: +60 3 7849 0800

**NL – The Netherlands, Oldenzaal**

Tel: +31 (0)541 585 000

parker.nl@parker.com

**NO – Norway, Ski**

Tel: +47 64 91 10 00

parker.norway@parker.com

**NZ – New Zealand, Mt Wellington**

Tel: +64 9 574 1744

**PL – Poland, Warsaw**

Tel: +48 (0)22 573 24 00

parker.poland@parker.com

**PT – Portugal, Leca da Palmeira**

Tel: +351 22 999 7360

parker.portugal@parker.com

**RO – Romania, Bucharest**

Tel: +40 21 252 1382

parker.romania@parker.com

**RU – Russia, Moscow**

Tel: +7 495 645-2156

parker.russia@parker.com

**SE – Sweden, Spånga**

Tel: +46 (0)8 59 79 50 00

parker.sweden@parker.com

**SG – Singapore**

Tel: +65 6887 6300

**SK – Slovakia, Banská Bystrica**

Tel: +421 484 162 252

parker.slovakia@parker.com

**SL – Slovenia, Novo Mesto**

Tel: +386 7 337 6650

parker.slovenia@parker.com

**TH – Thailand, Bangkok**

Tel: +662 717 8140

**TR – Turkey, Istanbul**

Tel: +90 216 4997081

parker.turkey@parker.com

**TW – Taiwan, Taipei**

Tel: +886 2 2298 8987

**UA – Ukraine, Kiev**

Tel: +380 44 494 2731

parker.ukraine@parker.com

**UK – United Kingdom, Warwick**

Tel: +44 (0)1926 317 878

parker.uk@parker.com

**US – USA, Cleveland**

Tel: +1 216 896 3000

**VE – Venezuela, Caracas**

Tel: +58 212 238 5422

**ZA – South Africa, Kempton Park**

Tel: +27 (0)11 961 0700

parker.southafrica@parker.com

---

Parker Hannifin Corporation  
SSD Drives Division  
9225 Forsyth Park Dr.  
Charlotte, NC 28273 USA  
Tel: (704) 588-3246 Fax: (704) 588-3249  
info.us.ssd@parker.com  
www.parker.com/ssdusa

