


# R-UHP 500-24 SWITCHING POWER SUPPLY

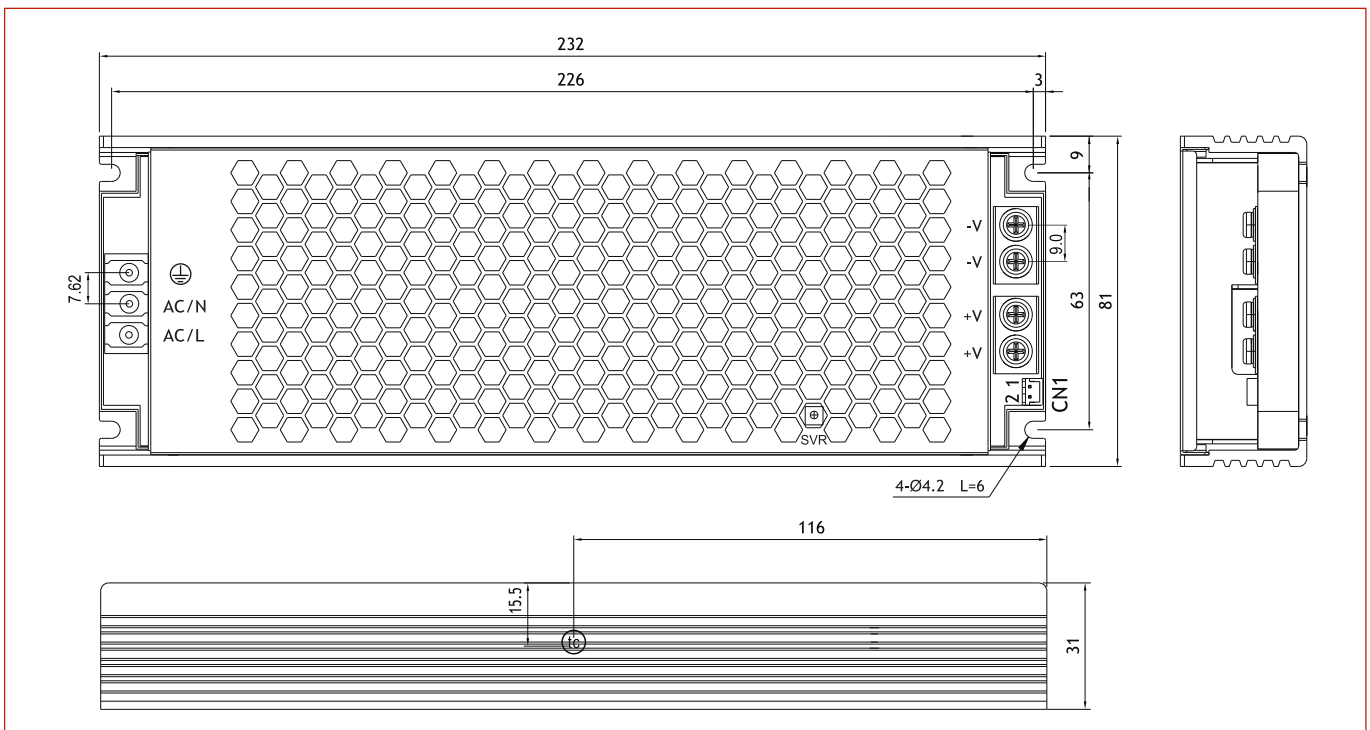
**NEW!**

## Main Features

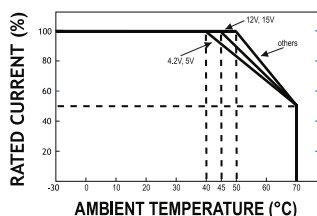
- 20.9A output - 24V DC
- AC input voltage range: 90~264 VAC
- -30~+70 °C ambient temperature
- Protections: Short Circuit, Overload, Over Voltage, Over Temperature
- V<sub>DC\_OK</sub> signal active
- Led indicator for power on
- Warranty: 24 months



## Dimensions (Units:mm)



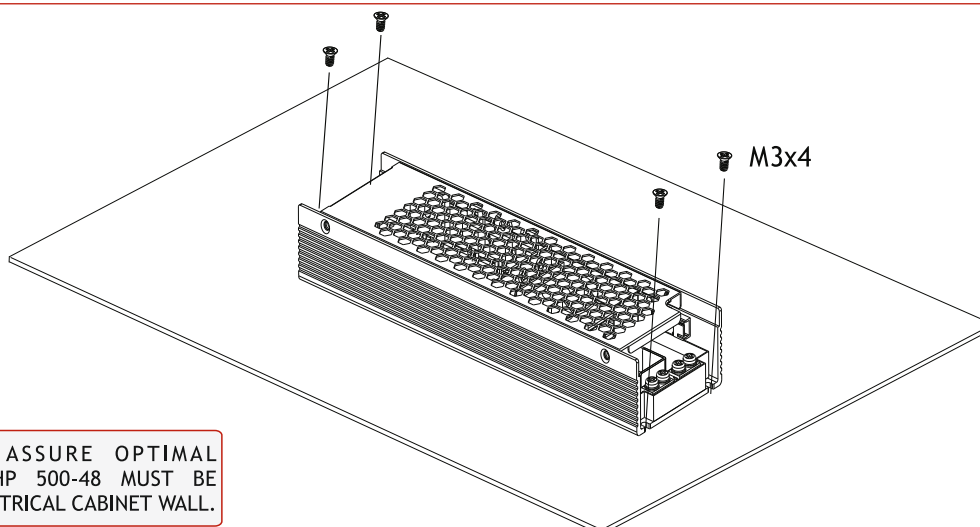
## MORE INFO



## Specifications

MODEL		R-UHP 500-24	
OUTPUT	DC VOLTAGE	24V	
	RATED CURRENT	20.9A	
	RATED POWER (convection)	501.6W	
	VOLTAGE ADJ. RANGE	22.8 ~ 25.2V	
	VOLTAGE TOLERANCE Note.3	±1.0%	
	LINE REGULATION	±0.3%	
	LOAD REGULATION	±0.5%	
INPUT	VOLTAGE RANGE Note.3	90 ~ 264VAC	127 ~ 370VDC
	FREQUENCY RANGE	47 ~ 63Hz	
	EFFICIENCY	94.5%	
	AC CURRENT (Typ.)	4.85A/115VAC	2.6A/230VAC
PROTECTION	OVERLOAD	110-140% rated output power Protection type : Hiccup mode, recovers automatically after fault condition is removed	
	OVER VOLTAGE	26.4~ 31.2V Protection type :Shut down O/P voltage,re-power on to recover	
	OVER TEMPERATURE	Protection type :Shut down O/P voltage, recovers automatically after temperature goes down	
FUNCTION	VDC_OK SIGNAL(Optional)	Contact rating(max.):30Vdc/1A resistive load	
ENVIRONMENT	WORKING TEMP.	-20 ~ +70 °C (Refer to "Derating Curve")	
	WORKING HUMIDITY	20 ~ 90% RH non-condensing	
	VIBRATION	10 ~ 500Hz, 5G 10min./1cycle, 60min. each along X, Y, Z axes	
SAFETY & EMC (Note.5)	SAFETY STANDARDS	UL60950-1,TUV EN60950-1,EN60335-1,CCC GB4943, EAC TP TC 004 approved, Design refer to EN61558-1,-2-16	
	WITHSTAND VOLTAGE	I/P-O/P:3.75KVAC I/P-FG:2KVAC O/P-FG:1.25KVAC	
	ISOLATION RESISTANCE	I/P-O/P, I/P-FG, O/P-FG:100M Ohms/500VDC/25 °C/70%RH	
	EMC EMISSION	Compliance to EN55032,GB9254,Class B, EN55014,EN61000-3-2,-3,EAC TP TC 020	
	EMC IMMUNITY	Compliance to EN61000-4-2,3,4,5,6,8,11;EN61000-6-2 (EN50082-2), heavy industry level ,criterial A, EAC TP TC020	
OTHERS	MTBF	168K hrs min. MIL-HDBK-217F (25 °C)	
NOTE	<p>1. All parameters NOT specially mentioned are measured at 230 VAC input, rated load and 25 °C ambient temperature.</p> <p>2. Tolerance: includes set up tolerance, line regulation and load regulation.</p> <p>3. Please check the derating curve for more details.</p> <p>4.The ambient temperature derating of 5 °C /1000m is needed for operating altitude greater than 2000m (6500ft).</p> <p>5. The power supply is considered a component which will be installed into a final equipment. The final equipment must be re-confirmed that is still meets EMC directives.</p>		

## Mounting



IN ORDER TO ASSURE OPTIMAL DISSIPATION, R-UHP 500-48 MUST BE INSTALLED ON ELECTRICAL CABINET WALL.